BLOCKS

ADVERANK™

Ta-da!
Rental Complete

Every tenant loves a fast, no-friction checkout.

Build a safe, ultra-simple **3-step** rental flow with Blocks. Fewer steps, fewer drop-offs, and payment collected immediately.

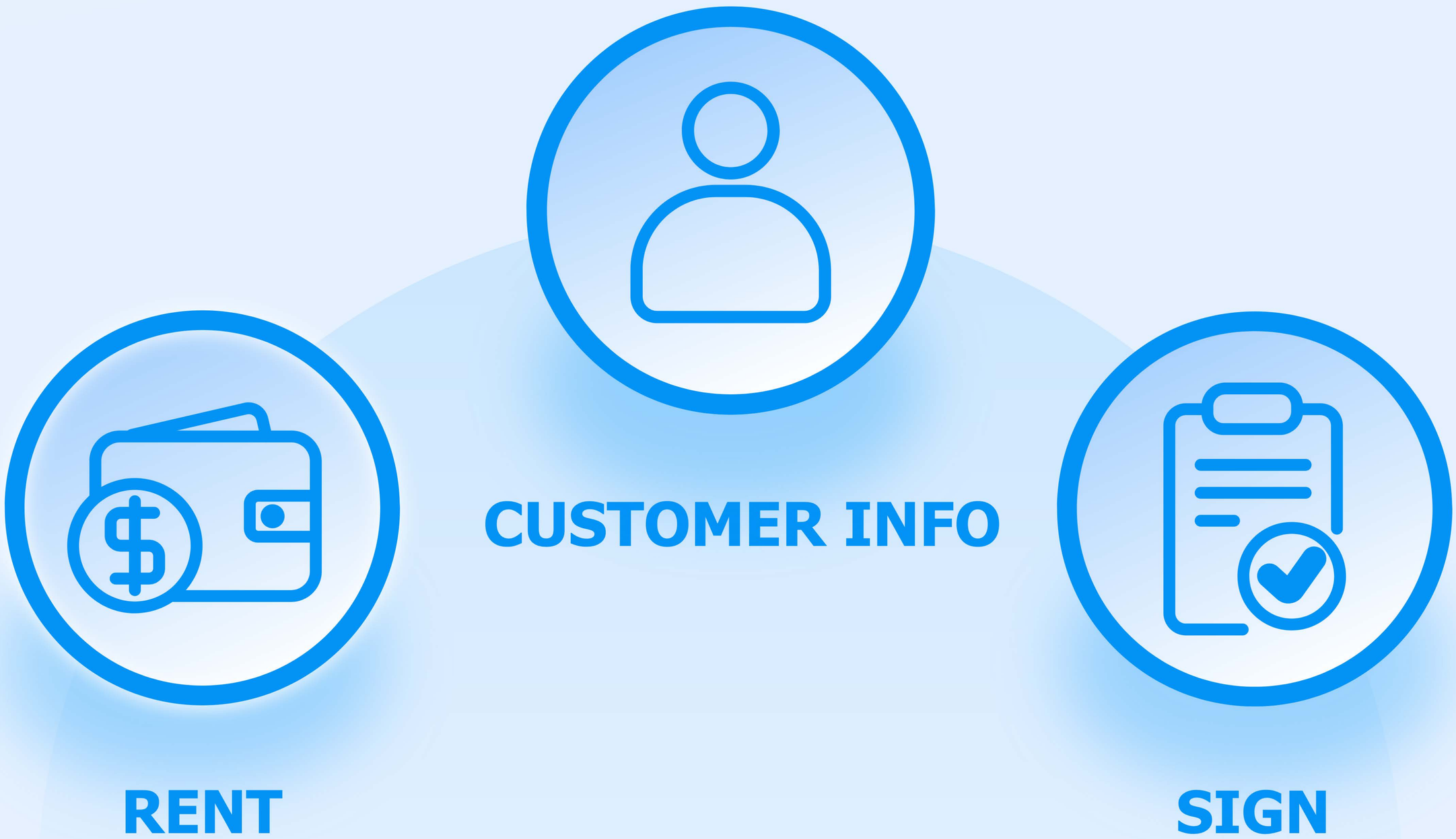

© 2025 Adverank, Inc All Rights Reserved.

BLOCKS

ADVERANK™

Branding

Your Rental Flow

RENT — CUSTOMER INFO — SIGN

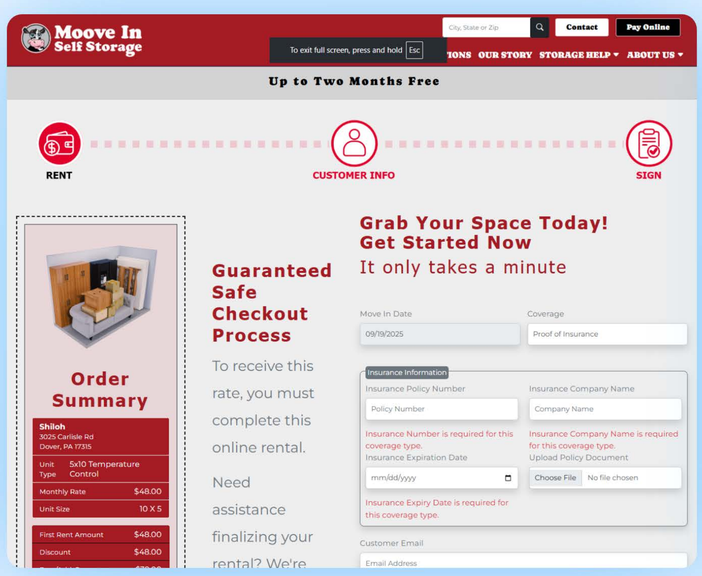

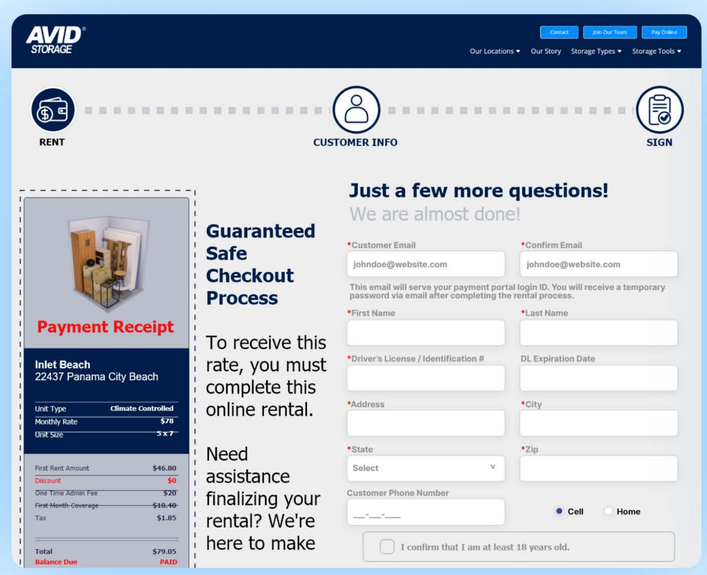

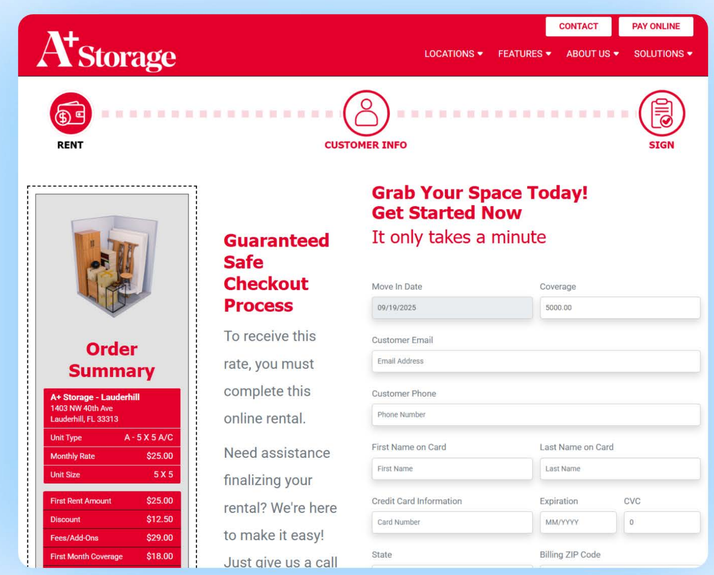

Montserrat Regular

AaBbCcDdEeFfGgHhIiJjKkLlMmNn

OoPpWQqRrSsTtUuVvWwXxYyZz

1234567890!@#$%^&*()

Arial Regular

AaBbCcDdEeFfGgHhIiJjKkLlMmNn

OoPpWQqRrSsTtUuVvWwXxYyZz

1234567890!@#$%^&*()

Roboto Regular

AaBbCcDdEeFfGgHhIiJjKkLlMmNn

OoPpWQqRrSsTtUuVvWwXxYyZz

1234567890!@#$%^&*()

Because Blocks is embedded on your site, the entire **3-step** rental flow inherits your brand–colors, fonts, buttons, and UI elements. Everything is fully branded end-to-end, so the checkout feels 100% native to your experience.

© 2025 Adverank, Inc All Rights Reserved.

BLOCKS

ADVERANK™

Option:
Value Pricing

RENT — CUSTOMER INFO — SIGN

Using SSM Cloud's revenue management with Veritec or Prorize? As a first step, turn on Value Pricing in the web platform and your site will reflect those strategies immediately. Blocks reads the configured rules from SSM Cloud and displays dynamic unit rates (including strike-throughs and deal badges) automatically–no manual updates.

© 2025 Adverank, Inc All Rights Reserved.

BLOCKS

ADVERANK™

Step 1:
Rent

RENT — CUSTOMER INFO — SIGN

We lead with payment, but the form first captures first/last name and one contact (email or phone). If users abandon, we instantly write the lead to SSM Cloud so your recovery emails and SMS (per your SSM settings) fire automatically.

Short & Easy form = high engagement, no form fatigue, more saved rentals.

© 2025 Adverank, Inc All Rights Reserved.

BLOCKS

ADVERANK™

Step 2:
Customer Info

RENT — CUSTOMER INFO — SIGN

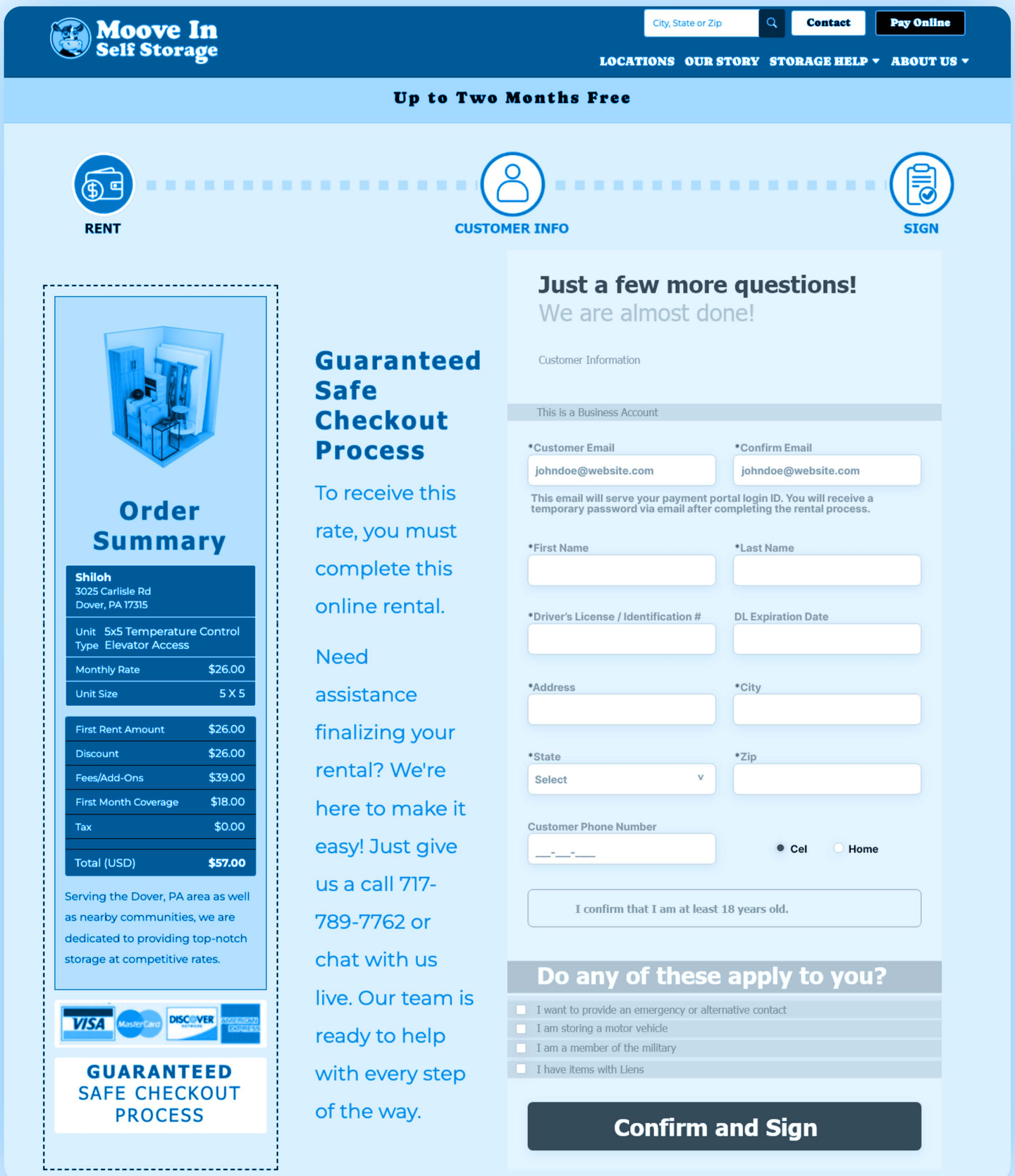

*

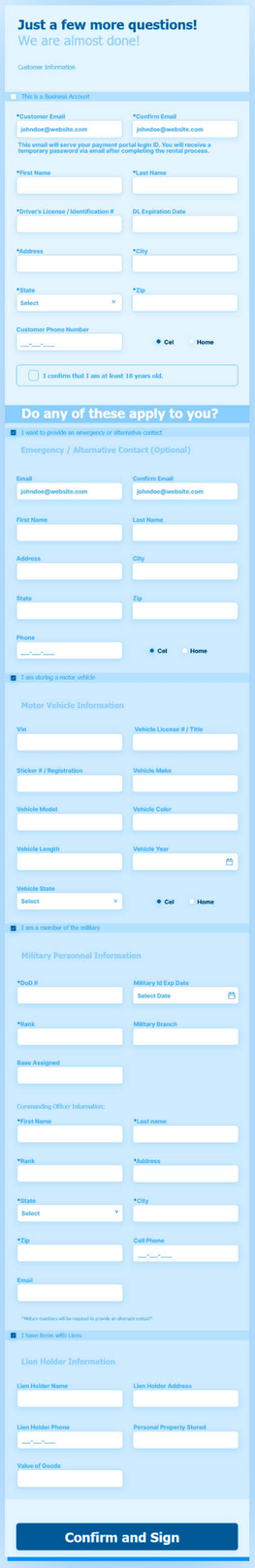

Turn on driver's license upload, emergency contact, vehicle, military status, or lien items—and nothing extra. Fields **reveal** only when relevant, keeping the form razor-thin and renters moving without fatigue. (***see last page***)

© 2025 Adverank, Inc All Rights Reserved.

BLOCKS

ADVERANK™

Step 3:
Sign

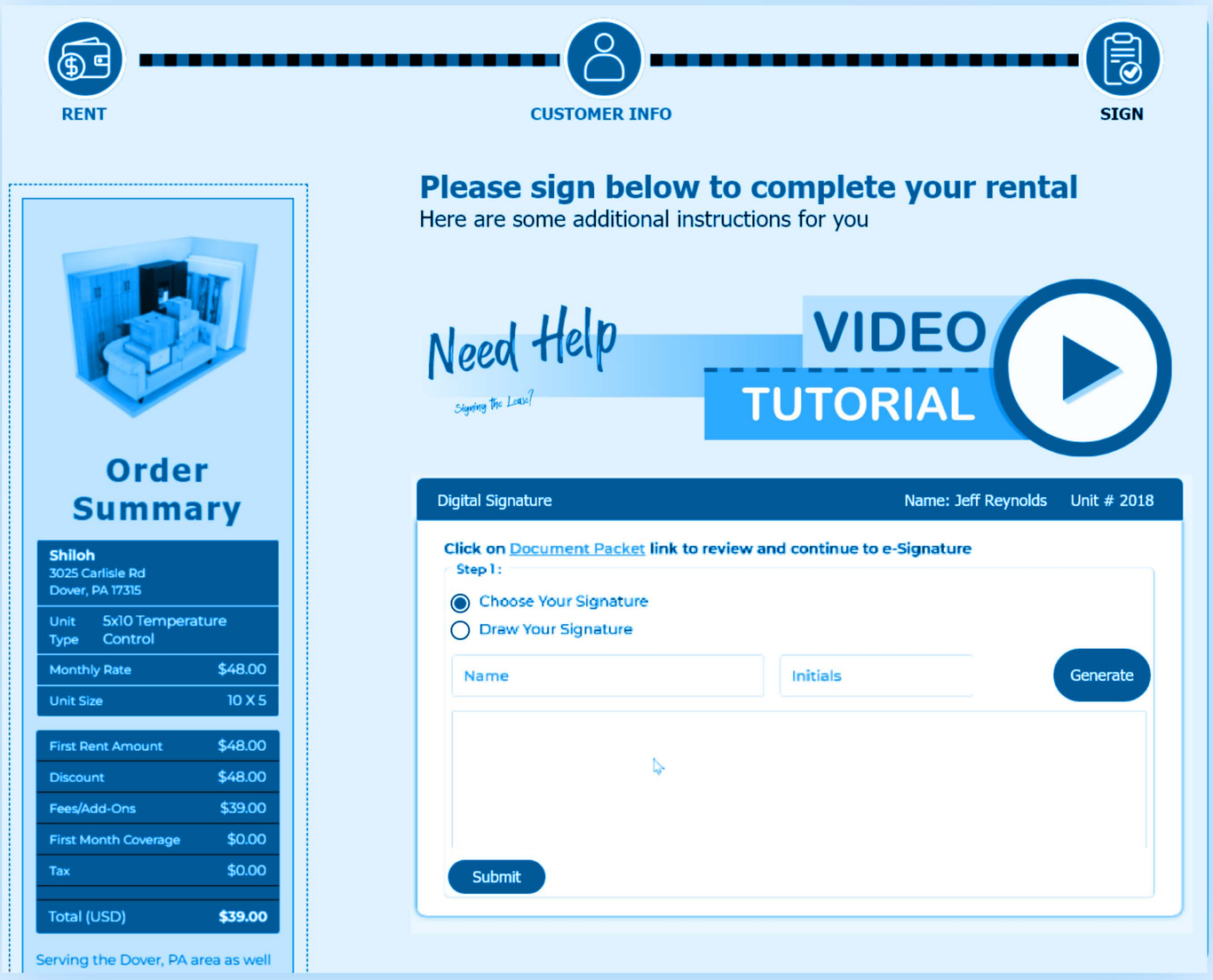

That's it!

Review your lease, and simply **choose** a signature style or **draw** your signature on any device and you're done.

A quick in-flow video provides extra support if needed.

© 2025 Adverank, Inc All Rights Reserved.

BLOCKS

ADVERANK™

*Enabled or Disabled

Expandable Form Fields

Step 1:

Rent

Insurance Information

Insurance Policy
Insurance Exp Date Number
Company Name
Upload Policy Document

Smart Unit Upgrade

(If it applies)

Step 2:

Customer Info

Expandable Form 1:
Business Account

Company Name

Expandable Form 2:
Emergency/Alt Contact

Email
Confirm Email
First Name
Last name
Address
City
State
Zip
Phone Number

Expandable Form 3:
Vehicle Information

Vin
Vehicle License # / Title
Sticker # / Registration
Vehicle Make
Vehicle Model
Vehicle Color
Vehicle Length
Vehicle Year
Vehicle State

Expandable Form 4:
Military Information

DoD#
Military ID Exp Date
Rank
Military Branch
Base Assigned

Expandable Form 5:
Lien Holder Information

Lien Holder Name
Lien Holder Address
Lien Holder Phone
Personal Property Stored
Value of Goods

Above is a breakdown of each expandable section and the data captured for transmission to SSM Cloud. The data fields are fixed and cannot be added or removed. However, each section can be enabled or disabled during the configuration/setup phase.

© 2025 Adverank, Inc All Rights Reserved.

ADVERANK™

BLOCKS

Get Started

www.Adverank.com

© 2025 Adverank, Inc All Rights Reserved.